

# Industrial Hose & Couplings

## CAM AND GROOVE COUPLINGS

### PRODUCT INDEX










We stock a complete range of Cam & Groove Couplings for quick, tight leak proof connections to pipe, hose, tubing or tanks. Cam & Groove Couplings are suitable for use with liquids, vapours, gases and dry products from 1/2" to 8"






















as standard size in both BSP and NPT thread forms















The easy to use connection is made simply by pushing the coupler onto the adaptor and closing the cam locking handles. The coupler requires the use of a Buna (Nitrile) gasket, which meets the requirements of most applications. Food quality Neoprene, Silicone, Viton, PTFE or EPDM gaskets are available for specific applications.

Cam & Groove Couplings are available in Stainless Steel, Polypropylene, Brass Alloy, and Aluminium. The excellent chemical resistance properties of these materials ensures the couplings can be used to carry a wide range of mediums, or used in diverse and often aggressive environments. A full chemical resistance guide can be found at the back of this catalogue.

Hygienic Cam and Groove Hose Tails are available on request. Please contact your local Pirtek Centre for information relating to these products.

	Series	Page
	Aluminium Couplings Adaptor Female BSPT <b>K333A-AL</b>	<b>408</b>
	Bronze Couplings Adaptor Female BSPT <b>K333A-BR</b>	<b>408</b>
	Polypropylene Couplings Adaptor Female BSPT <b>K333A-PP</b>	<b>408</b>
	Stainless Steel Couplings Adaptor Female BSPT <b>K333A-SS</b>	<b>408</b>
	Aluminium Couplings Coupler Male BSPT <b>K333B-AL</b>	<b>408</b>
	Bronze Couplings Coupler Male BSPT <b>K333B-BR</b>	<b>408</b>
	Polypropylene Couplings Coupler Male BSPT <b>K333B-PP</b>	<b>409</b>
	Stainless Steel Couplings Coupler Male BSPT <b>K333B-SS</b>	<b>409</b>
	Aluminium Couplings Coupler to Hose Tail DIN2817 <b>K333C-AL</b>	<b>409</b>

	Series	Page
	Bronze Couplings Coupler to Hose Tail DIN2817 <b>K333C-BR</b>	<b>409</b>
	Polypropylene Couplings Coupler to Hose Tail DIN2817 <b>K333C-PP</b>	<b>409</b>
	Stainless Steel Couplings Coupler to Hose Tail DIN2817 <b>K333C-SS</b>	<b>409</b>
	Aluminium Couplings Coupler Female BSPT <b>K333D-AL</b>	<b>410</b>
	Bronze Couplings Coupler Female BSPT <b>K333D-BR</b>	<b>410</b>
	Polypropylene Couplings Coupler Female BSPT <b>K333D-PP</b>	<b>410</b>
	Stainless Steel Couplings Coupler Female BSPT <b>K333D-SS</b>	<b>410</b>
	Aluminium Couplings Adaptor to Hose Tail DIN2817 <b>K333E-AL</b>	<b>410</b>
	Bronze Couplings Adaptor to Hose Tail DIN2817 <b>K333E-BR</b>	<b>410</b>
	Polypropylene Couplings Adaptor to Hose Tail DIN2817 <b>K333E-PP</b>	<b>411</b>
	Stainless Steel Couplings Adaptor to Hose Tail DIN2817 <b>K333E-SS</b>	<b>411</b>
	Aluminium Couplings Adaptor Male BSPT <b>K333F-AL</b>	<b>411</b>
	Bronze Couplings Adaptor Male BSPT <b>K333F-BR</b>	<b>411</b>
	Polypropylene Couplings Adaptor Male BSPT <b>K333F-PP</b>	<b>411</b>
	Stainless Steel Couplings Adaptor Male BSPT <b>K333F-SS</b>	<b>411</b>
	Aluminium Couplings Dust Plug <b>K334A-AL</b>	<b>412</b>
	Bronze Couplings Dust Plug <b>K334A-BR</b>	<b>412</b>
	Polypropylene Couplings Dust Plug <b>K334A-PP</b>	<b>412</b>
	Stainless Steel Couplings Dust Plug <b>K334A-SS</b>	<b>412</b>
	Aluminium Couplings Dust Cap <b>K334B-AL</b>	<b>412</b>
	Bronze Couplings Dust Cap <b>K334B-BR</b>	<b>412</b>

	Series	Page
	Polypropylene Couplings Dust Cap <b>K334B-PP</b>	<b>413</b>
	Stainless Steel Couplings Dust Cap <b>K334B-SS</b>	<b>413</b>
	Aluminium Couplings Coupler Flanged ASA 150 <b>K333LB-AL</b>	<b>413</b>
	Bronze Couplings Coupler Flanged ASA 150 <b>K333LB-BR</b>	<b>413</b>
	Polypropylene Couplings Coupler Flanged ASA 150 <b>K333LB-PP</b>	<b>413</b>
	Stainless Steel Couplings Coupler Flanged ASA 150 <b>K333LB-SS</b>	<b>413</b>
	Aluminium Couplings Adaptor Flanged ASA 150 <b>K333LA-AL</b>	<b>414</b>
	Bronze Couplings Adaptor Flanged ASA 150 <b>K333LA-BR</b>	<b>414</b>
	Polypropylene Couplings Adaptor Flanged ASA 150 <b>K333LA-PP</b>	<b>414</b>
	Stainless Steel Couplings Adaptor Flanged ASA 150 <b>K333LA-SS</b>	<b>414</b>
	Cam and Groove Seals Viton Seal <b>KVT</b>	<b>414</b>
	Cam and Groove Seals EPDM Seal <b>KEM</b>	<b>414</b>
	Cam and Groove Seals BUNA Seal <b>KBN</b>	<b>414</b>
	Cam and Groove Seals PTFE Seal <b>KPF</b>	<b>414</b>

For Technical Data please see Section 9

*Aluminium Couplings Adaptor Female BSPT*



Part Number	Coupling Size (ins)	Coupling Size (mm)	Female Thread (ins)
<b>K333A-015-AL</b>	1/2	15	1/2
<b>K333A-020-AL</b>	3/4	20	3/4
<b>K333A-025-AL</b>	1	25	1
<b>K333A-032-AL</b>	1 1/4	32	1 1/4
<b>K333A-040-AL</b>	1 1/2	40	1 1/2
<b>K333A-050-AL</b>	2	50	2
<b>K333A-065-AL</b>	2 1/2	65	2 1/2
<b>K333A-080-AL</b>	3	80	3
<b>K333A-100-AL</b>	4	100	4
<b>K333A-125-AL</b>	5	125	5
<b>K333A-150-AL</b>	6	150	6
<b>K333A-200-AL</b>	8	200	8

*Stainless Steel Couplings Adaptor Female BSPT*



Part Number	Coupling Size (ins)	Coupling Size (mm)	Female Thread (ins)
<b>K333A-015-SS</b>	1/2	15	1/2
<b>K333A-020-SS</b>	3/4	20	3/4
<b>K333A-025-SS</b>	1	25	1
<b>K333A-032-SS</b>	1 1/4	32	1 1/4
<b>K333A-040-SS</b>	1 1/2	40	1 1/2
<b>K333A-050-SS</b>	2	50	2
<b>K333A-065-SS</b>	2 1/2	65	2 1/2
<b>K333A-080-SS</b>	3	80	3
<b>K333A-100-SS</b>	4	100	4
<b>K333A-125-SS</b>	5	125	5
<b>K333A-150-SS</b>	6	150	6
<b>K333A-200-SS</b>	8	200	8

3.  
10

*Bronze Couplings Adaptor Female BSPT*



Part Number	Coupling Size (ins)	Coupling Size (mm)	Female Thread (ins)
<b>K333A-015-BR</b>	1/2	15	1/2
<b>K333A-020-BR</b>	3/4	20	3/4
<b>K333A-025-BR</b>	1	25	1
<b>K333A-032-BR</b>	1 1/4	32	1 1/4
<b>K333A-040-BR</b>	1 1/2	40	1 1/2
<b>K333A-050-BR</b>	2	50	2
<b>K333A-065-BR</b>	2 1/2	65	2 1/2
<b>K333A-080-BR</b>	3	80	3
<b>K333A-100-BR</b>	4	100	4
<b>K333A-125-BR</b>	5	125	5
<b>K333A-150-BR</b>	6	150	6
<b>K333A-200-BR</b>	8	200	8

*Aluminium Couplings Coupler Male BSPT*



Part Number	Coupling Size (ins)	Coupling Size (mm)	Male Thread (ins)
<b>K333B-015-AL</b>	1/2	15	1/2
<b>K333B-020-AL</b>	3/4	20	3/4
<b>K333B-025-AL</b>	1	25	1
<b>K333B-032-AL</b>	1 1/4	32	1 1/4
<b>K333B-040-AL</b>	1 1/2	40	1 1/2
<b>K333B-050-AL</b>	2	50	2
<b>K333B-065-AL</b>	2 1/2	65	2 1/2
<b>K333B-080-AL</b>	3	80	3
<b>K333B-100-AL</b>	4	100	4
<b>K333B-125-AL</b>	5	125	5
<b>K333B-150-AL</b>	6	150	6
<b>K333B-200-AL</b>	8	200	8

*Polypropylene Couplings Adaptor Female BSPT*



Part Number	Coupling Size (ins)	Coupling Size (mm)	Female Thread (ins)
<b>K333A-015-PP</b>	1/2	15	1/2
<b>K333A-020-PP</b>	3/4	20	3/4
<b>K333A-025-PP</b>	1	25	1
<b>K333A-032-PP</b>	1 1/4	32	1 1/4
<b>K333A-040-PP</b>	1 1/2	40	1 1/2
<b>K333A-050-PP</b>	2	50	2
<b>K333A-065-PP</b>	2 1/2	65	2 1/2
<b>K333A-080-PP</b>	3	80	3
<b>K333A-100-PP</b>	4	100	4
<b>K333A-125-PP</b>	5	125	5
<b>K333A-150-PP</b>	6	150	6
<b>K333A-200-PP</b>	8	200	8

*Bronze Couplings Coupler Male BSPT*



Part Number	Coupling Size (ins)	Coupling Size (mm)	Male Thread (ins)
<b>K333B-015-BR</b>	1/2	15	1/2
<b>K333B-020-BR</b>	3/4	20	3/4
<b>K333B-025-BR</b>	1	25	1
<b>K333B-032-BR</b>	1 1/4	32	1 1/4
<b>K333B-040-BR</b>	1 1/2	40	1 1/2
<b>K333B-050-BR</b>	2	50	2
<b>K333B-065-BR</b>	2 1/2	65	2 1/2
<b>K333B-080-BR</b>	3	80	3
<b>K333B-100-BR</b>	4	100	4
<b>K333B-125-BR</b>	5	125	5
<b>K333B-150-BR</b>	6	150	6
<b>K333B-200-BR</b>	8	200	8

# Industrial Hose & Couplings

## CAM AND GROOVE COUPLINGS

### Polypropylene Couplings Coupler Male BSPT

Part Number	Coupling Size (ins)	Coupling Size (mm)	Male Thread (ins)
<b>K333B-015-PP</b>	1/2	15	1/2
<b>K333B-020-PP</b>	3/4	20	3/4
<b>K333B-025-PP</b>	1	25	1
<b>K333B-032-PP</b>	1 1/4	32	1 1/4
<b>K333B-040-PP</b>	1 1/2	40	1 1/2
<b>K333B-050-PP</b>	2	50	2
<b>K333B-065-PP</b>	2 1/2	65	2 1/2
<b>K333B-080-PP</b>	3	80	3
<b>K333B-100-PP</b>	4	100	4
<b>K333B-125-PP</b>	5	125	5
<b>K333B-150-PP</b>	6	150	6
<b>K333B-200-PP</b>	8	200	8



### Bronze Couplings Coupler To Hose Tail DIN2817

Part Number	Coupling Size (ins)	Coupling Size (mm)	Hose Tail Size (ins)
<b>K333C-015-BR</b>	1/2	15	1/2
<b>K333C-020-BR</b>	3/4	20	3/4
<b>K333C-025-BR</b>	1	25	1
<b>K333C-032-BR</b>	1 1/4	32	1 1/4
<b>K333C-040-BR</b>	1 1/2	40	1 1/2
<b>K333C-050-BR</b>	2	50	2
<b>K333C-065-BR</b>	2 1/2	65	2 1/2
<b>K333C-080-BR</b>	3	80	3
<b>K333C-100-BR</b>	4	100	4
<b>K333C-125-BR</b>	5	125	5
<b>K333C-150-BR</b>	6	150	6
<b>K333C-200-BR</b>	8	200	8



### Stainless Steel Couplings Coupler Male BSPT

Part Number	Coupling Size (ins)	Coupling Size (mm)	Male Thread (ins)
<b>K333B-015-SS</b>	1/2	15	1/2
<b>K333B-020-SS</b>	3/4	20	3/4
<b>K333B-025-SS</b>	1	25	1
<b>K333B-032-SS</b>	1 1/4	32	1 1/4
<b>K333B-040-SS</b>	1 1/2	40	1 1/2
<b>K333B-050-SS</b>	2	50	2
<b>K333B-065-SS</b>	2 1/2	65	2 1/2
<b>K333B-080-SS</b>	3	80	3
<b>K333B-100-SS</b>	4	100	4
<b>K333B-125-SS</b>	5	125	5
<b>K333B-150-SS</b>	6	150	6
<b>K333B-200-SS</b>	8	200	8



### Polypropylene Couplings Coupler To Hose Tail DIN2817

Part Number	Coupling Size (ins)	Coupling Size (mm)	Hose Tail Size (ins)
<b>K333C-015-PP</b>	1/2	15	1/2
<b>K333C-020-PP</b>	3/4	20	3/4
<b>K333C-025-PP</b>	1	25	1
<b>K333C-032-PP</b>	1 1/4	32	1 1/4
<b>K333C-040-PP</b>	1 1/2	40	1 1/2
<b>K333C-050-PP</b>	2	50	2
<b>K333C-065-PP</b>	2 1/2	65	2 1/2
<b>K333C-080-PP</b>	3	80	3
<b>K333C-100-PP</b>	4	100	4
<b>K333C-125-PP</b>	5	125	5
<b>K333C-150-PP</b>	6	150	6
<b>K333C-200-PP</b>	8	200	8



### Aluminium Couplings Coupler To Hose Tail DIN2817

Part Number	Coupling Size (ins)	Coupling Size (mm)	Hose Tail Size (ins)
<b>K333C-015-AL</b>	1/2	15	1/2
<b>K333C-020-AL</b>	3/4	20	3/4
<b>K333C-025-AL</b>	1	25	1
<b>K333C-032-AL</b>	1 1/4	32	1 1/4
<b>K333C-040-AL</b>	1 1/2	40	1 1/2
<b>K333C-050-AL</b>	2	50	2
<b>K333C-065-AL</b>	2 1/2	65	2 1/2
<b>K333C-080-AL</b>	3	80	3
<b>K333C-100-AL</b>	4	100	4
<b>K333C-125-AL</b>	5	125	5
<b>K333C-150-AL</b>	6	150	6
<b>K333C-200-AL</b>	8	200	8



### Stainless Steel Couplings Coupler To Hose Tail DIN2817

Part Number	Coupling Size (ins)	Coupling Size (mm)	Hose Tail Size (ins)
<b>K333C-015-SS</b>	1/2	15	1/2
<b>K333C-020-SS</b>	3/4	20	3/4
<b>K333C-025-SS</b>	1	25	1
<b>K333C-032-SS</b>	1 1/4	32	1 1/4
<b>K333C-040-SS</b>	1 1/2	40	1 1/2
<b>K333C-050-SS</b>	2	50	2
<b>K333C-065-SS</b>	2 1/2	65	2 1/2
<b>K333C-080-SS</b>	3	80	3
<b>K333C-100-SS</b>	4	100	4
<b>K333C-125-SS</b>	5	125	5
<b>K333C-150-SS</b>	6	150	6
<b>K333C-200-SS</b>	8	200	8



3-10

**Aluminium Couplings Coupler Female BSPT**



Part Number	Coupling Size (ins)	Coupling Size (mm)	Male Thread (ins)
<b>K333D-015-AL</b>	1/2	15	1/2
<b>K333D-020-AL</b>	3/4	20	3/4
<b>K333D-025-AL</b>	1	25	1
<b>K333D-032-AL</b>	1 1/4	32	1 1/4
<b>K333D-040-AL</b>	1 1/2	40	1 1/2
<b>K333D-050-AL</b>	2	50	2
<b>K333D-065-AL</b>	2 1/2	65	2 1/2
<b>K333D-080-AL</b>	3	80	3
<b>K333D-100-AL</b>	4	100	4
<b>K333D-125-AL</b>	5	125	5
<b>K333D-150-AL</b>	6	150	6
<b>K333D-200-AL</b>	8	200	8

**Stainless Steel Couplings Coupler Female BSPT**



Part Number	Coupling Size (ins)	Coupling Size (mm)	Male Thread (ins)
<b>K333D-015-SS</b>	1/2	15	1/2
<b>K333D-020-SS</b>	3/4	20	3/4
<b>K333D-025-SS</b>	1	25	1
<b>K333D-032-SS</b>	1 1/4	32	1 1/4
<b>K333D-040-SS</b>	1 1/2	40	1 1/2
<b>K333D-050-SS</b>	2	50	2
<b>K333D-065-SS</b>	2 1/2	65	2 1/2
<b>K333D-080-SS</b>	3	80	3
<b>K333D-100-SS</b>	4	100	4
<b>K333D-125-SS</b>	5	125	5
<b>K333D-150-SS</b>	6	150	6
<b>K333D-200-SS</b>	8	200	8

3.  
10

**Bronze Couplings Coupler Female BSPT**



Part Number	Coupling Size (ins)	Coupling Size (mm)	Male Thread (ins)
<b>K333D-015-BR</b>	1/2	15	1/2
<b>K333D-020-BR</b>	3/4	20	3/4
<b>K333D-025-BR</b>	1	25	1
<b>K333D-032-BR</b>	1 1/4	32	1 1/4
<b>K333D-040-BR</b>	1 1/2	40	1 1/2
<b>K333D-050-BR</b>	2	50	2
<b>K333D-065-BR</b>	2 1/2	65	2 1/2
<b>K333D-080-BR</b>	3	80	3
<b>K333D-100-BR</b>	4	100	4
<b>K333D-125-BR</b>	5	125	5
<b>K333D-150-BR</b>	6	150	6
<b>K333D-200-BR</b>	8	200	8

**Aluminium Couplings Adaptor To Hose Tail DIN2817**



Part Number	Coupling Size (ins)	Coupling Size (mm)	Hose Tail Size (ins)
<b>K333E-015-AL</b>	1/2	15	1/2
<b>K333E-020-AL</b>	3/4	20	3/4
<b>K333E-025-AL</b>	1	25	1
<b>K333E-032-AL</b>	1 1/4	32	1 1/4
<b>K333E-040-AL</b>	1 1/2	40	1 1/2
<b>K333E-050-AL</b>	2	50	2
<b>K333E-065-AL</b>	2 1/2	65	2 1/2
<b>K333E-080-AL</b>	3	80	3
<b>K333E-100-AL</b>	4	100	4
<b>K333E-125-AL</b>	5	125	5
<b>K333E-150-AL</b>	6	150	6
<b>K333E-200-AL</b>	8	200	8

**Polypropylene Couplings Coupler Female BSPT**



Part Number	Coupling Size (ins)	Coupling Size (mm)	Male Thread (ins)
<b>K333D-015-PP</b>	1/2	15	1/2
<b>K333D-020-PP</b>	3/4	20	3/4
<b>K333D-025-PP</b>	1	25	1
<b>K333D-032-PP</b>	1 1/4	32	1 1/4
<b>K333D-040-PP</b>	1 1/2	40	1 1/2
<b>K333D-050-PP</b>	2	50	2
<b>K333D-065-PP</b>	2 1/2	65	2 1/2
<b>K333D-080-PP</b>	3	80	3
<b>K333D-100-PP</b>	4	100	4
<b>K333D-125-PP</b>	5	125	5
<b>K333D-150-PP</b>	6	150	6
<b>K333D-200-PP</b>	8	200	8

**Bronze Couplings Adaptor To Hose Tail DIN2817**



Part Number	Coupling Size (ins)	Coupling Size (mm)	Hose Tail Size (ins)
<b>K333E-015-BR</b>	1/2	15	1/2
<b>K333E-020-BR</b>	3/4	20	3/4
<b>K333E-025-BR</b>	1	25	1
<b>K333E-032-BR</b>	1 1/4	32	1 1/4
<b>K333E-040-BR</b>	1 1/2	40	1 1/2
<b>K333E-050-BR</b>	2	50	2
<b>K333E-065-BR</b>	2 1/2	65	2 1/2
<b>K333E-080-BR</b>	3	80	3
<b>K333E-100-BR</b>	4	100	4
<b>K333E-125-BR</b>	5	125	5
<b>K333E-150-BR</b>	6	150	6
<b>K333E-200-BR</b>	8	200	8

# Industrial Hose & Couplings

## CAM AND GROOVE COUPLINGS

### Polypropylene Couplings Adaptor To Hose Tail DIN2817

Part Number	Coupling Size (ins)	Coupling Size (mm)	Hose Tail Size (ins)
<b>K333E-015-PP</b>	1/2	15	1/2
<b>K333E-020-PP</b>	3/4	20	3/4
<b>K333E-025-PP</b>	1	25	1
<b>K333E-032-PP</b>	1 1/4	32	1 1/4
<b>K333E-040-PP</b>	1 1/2	40	1 1/2
<b>K333E-050-PP</b>	2	50	2
<b>K333E-065-PP</b>	2 1/2	65	2 1/2
<b>K333E-080-PP</b>	3	80	3
<b>K333E-100-PP</b>	4	100	4
<b>K333E-125-PP</b>	5	125	5
<b>K333E-150-PP</b>	6	150	6
<b>K333E-200-PP</b>	8	200	8



### Bronze Couplings Adaptor Male BSPT

Part Number	Coupling Size (ins)	Coupling Size (mm)	Male Thread (ins)
<b>K333F-015-BR</b>	1/2	15	1/2
<b>K333F-020-BR</b>	3/4	20	3/4
<b>K333F-025-BR</b>	1	25	1
<b>K333F-032-BR</b>	1 1/4	32	1 1/4
<b>K333F-040-BR</b>	1 1/2	40	1 1/2
<b>K333F-050-BR</b>	2	50	2
<b>K333F-065-BR</b>	2 1/2	65	2 1/2
<b>K333F-080-BR</b>	3	80	3
<b>K333F-100-BR</b>	4	100	4
<b>K333F-125-BR</b>	5	125	5
<b>K333F-150-BR</b>	6	150	6
<b>K333F-200-BR</b>	8	200	8



### Stainless Steel Couplings Adaptor To Hose Tail DIN2817

Part Number	Coupling Size (ins)	Coupling Size (mm)	Hose Tail Size (ins)
<b>K333E-015-SS</b>	1/2	15	1/2
<b>K333E-020-SS</b>	3/4	20	3/4
<b>K333E-025-SS</b>	1	25	1
<b>K333E-032-SS</b>	1 1/4	32	1 1/4
<b>K333E-040-SS</b>	1 1/2	40	1 1/2
<b>K333E-050-SS</b>	2	50	2
<b>K333E-065-SS</b>	2 1/2	65	2 1/2
<b>K333E-080-SS</b>	3	80	3
<b>K333E-100-SS</b>	4	100	4
<b>K333E-125-SS</b>	5	125	5
<b>K333E-150-SS</b>	6	150	6
<b>K333E-200-SS</b>	8	200	8



### Polypropylene Couplings Adaptor Male BSPT

Part Number	Coupling Size (ins)	Coupling Size (mm)	Male Thread (ins)
<b>K333F-015-PP</b>	1/2	15	1/2
<b>K333F-020-PP</b>	3/4	20	3/4
<b>K333F-025-PP</b>	1	25	1
<b>K333F-032-PP</b>	1 1/4	32	1 1/4
<b>K333F-040-PP</b>	1 1/2	40	1 1/2
<b>K333F-050-PP</b>	2	50	2
<b>K333F-065-PP</b>	2 1/2	65	2 1/2
<b>K333F-080-PP</b>	3	80	3
<b>K333F-100-PP</b>	4	100	4
<b>K333F-125-PP</b>	5	125	5
<b>K333F-150-PP</b>	6	150	6
<b>K333F-200-PP</b>	8	200	8



### Aluminium Couplings Adaptor Male BSPT

Part Number	Coupling Size (ins)	Coupling Size (mm)	Male Thread (ins)
<b>K333F-015-AL</b>	1/2	15	1/2
<b>K333F-020-AL</b>	3/4	20	3/4
<b>K333F-025-AL</b>	1	25	1
<b>K333F-032-AL</b>	1 1/4	32	1 1/4
<b>K333F-040-AL</b>	1 1/2	40	1 1/2
<b>K333F-050-AL</b>	2	50	2
<b>K333F-065-AL</b>	2 1/2	65	2 1/2
<b>K333F-080-AL</b>	3	80	3
<b>K333F-100-AL</b>	4	100	4
<b>K333F-125-AL</b>	5	125	5
<b>K333F-150-AL</b>	6	150	6
<b>K333F-200-AL</b>	8	200	8



### Stainless Steel Couplings Adaptor Male BSPT

Part Number	Coupling Size (ins)	Coupling Size (mm)	Male Thread (ins)
<b>K333F-015-SS</b>	1/2	15	1/2
<b>K333F-020-SS</b>	3/4	20	3/4
<b>K333F-025-SS</b>	1	25	1
<b>K333F-032-SS</b>	1 1/4	32	1 1/4
<b>K333F-040-SS</b>	1 1/2	40	1 1/2
<b>K333F-050-SS</b>	2	50	2
<b>K333F-065-SS</b>	2 1/2	65	2 1/2
<b>K333F-080-SS</b>	3	80	3
<b>K333F-100-SS</b>	4	100	4
<b>K333F-125-SS</b>	5	125	5
<b>K333F-150-SS</b>	6	150	6
<b>K333F-200-SS</b>	8	200	8



3.  
10

**Aluminium Couplings Dust Plug**



Part Number	Coupling Size (ins)	Coupling Size (mm)
<b>K334A-015-AL</b>	1/2	15
<b>K334A-020-AL</b>	3/4	20
<b>K334A-025-AL</b>	1	25
<b>K334A-032-AL</b>	1 1/4	32
<b>K334A-040-AL</b>	1 1/2	40
<b>K334A-050-AL</b>	2	50
<b>K334A-065-AL</b>	2 1/2	65
<b>K334A-080-AL</b>	3	80
<b>K334A-100-AL</b>	4	100
<b>K334A-125-AL</b>	5	125
<b>K334A-150-AL</b>	6	150
<b>K334A-200-AL</b>	8	200

**Stainless Steel Couplings Dust Plug**



Part Number	Coupling Size (ins)	Coupling Size (mm)
<b>K334A-015-SS</b>	1/2	15
<b>K334A-020-SS</b>	3/4	20
<b>K334A-025-SS</b>	1	25
<b>K334A-032-SS</b>	1 1/4	32
<b>K334A-040-SS</b>	1 1/2	40
<b>K334A-050-SS</b>	2	50
<b>K334A-065-SS</b>	2 1/2	65
<b>K334A-080-SS</b>	3	80
<b>K334A-100-SS</b>	4	100
<b>K334A-125-SS</b>	5	125
<b>K334A-150-SS</b>	6	150
<b>K334A-200-SS</b>	8	200

3.10

**Bronze Couplings Dust Plug**



Part Number	Coupling Size (ins)	Coupling Size (mm)
<b>K334A-015-BR</b>	1/2	15
<b>K334A-020-BR</b>	3/4	20
<b>K334A-025-BR</b>	1	25
<b>K334A-032-BR</b>	1 1/4	32
<b>K334A-040-BR</b>	1 1/2	40
<b>K334A-050-BR</b>	2	50
<b>K334A-065-BR</b>	2 1/2	65
<b>K334A-080-BR</b>	3	80
<b>K334A-100-BR</b>	4	100
<b>K334A-125-BR</b>	5	125
<b>K334A-150-BR</b>	6	150
<b>K334A-200-BR</b>	8	200

**Aluminium Couplings Dust Cap**



Part Number	Coupling Size (ins)	Coupling Size (mm)
<b>K334B-015-AL</b>	1/2	15
<b>K334B-020-AL</b>	3/4	20
<b>K334B-025-AL</b>	1	25
<b>K334B-032-AL</b>	1 1/4	32
<b>K334B-040-AL</b>	1 1/2	40
<b>K334B-050-AL</b>	2	50
<b>K334B-065-AL</b>	2 1/2	65
<b>K334B-080-AL</b>	3	80
<b>K334B-100-AL</b>	4	100
<b>K334B-125-AL</b>	5	125
<b>K334B-150-AL</b>	6	150
<b>K334B-200-AL</b>	8	200

**Polypropylene Couplings Dust Plug**



Part Number	Coupling Size (ins)	Coupling Size (mm)
<b>K334A-015-PP</b>	1/2	15
<b>K334A-020-PP</b>	3/4	20
<b>K334A-025-PP</b>	1	25
<b>K334A-032-PP</b>	1 1/4	32
<b>K334A-040-PP</b>	1 1/2	40
<b>K334A-050-PP</b>	2	50
<b>K334A-065-PP</b>	2 1/2	65
<b>K334A-080-PP</b>	3	80
<b>K334A-100-PP</b>	4	100
<b>K334A-125-PP</b>	5	125
<b>K334A-150-PP</b>	6	150
<b>K334A-200-PP</b>	8	200

**Bronze Couplings Dust Cap**



Part Number	Coupling Size (ins)	Coupling Size (mm)
<b>K334B-015-BR</b>	1/2	15
<b>K334B-020-BR</b>	3/4	20
<b>K334B-025-BR</b>	1	25
<b>K334B-032-BR</b>	1 1/4	32
<b>K334B-040-BR</b>	1 1/2	40
<b>K334B-050-BR</b>	2	50
<b>K334B-065-BR</b>	2 1/2	65
<b>K334B-080-BR</b>	3	80
<b>K334B-100-BR</b>	4	100
<b>K334B-125-BR</b>	5	125
<b>K334B-150-BR</b>	6	150
<b>K334B-200-BR</b>	8	200

# Industrial Hose & Couplings

## CAM AND GROOVE COUPLINGS

### Polypropylene Couplings Dust Cap

Part Number	Coupling Size (ins)	Coupling Size (mm)
<b>K334B-015-PP</b>	1/2	15
<b>K334B-020-PP</b>	3/4	20
<b>K334B-025-PP</b>	1	25
<b>K334B-032-PP</b>	1 1/4	32
<b>K334B-040-PP</b>	1 1/2	40
<b>K334B-050-PP</b>	2	50
<b>K334B-065-PP</b>	2 1/2	65
<b>K334B-080-PP</b>	3	80
<b>K334B-100-PP</b>	4	100
<b>K334B-125-PP</b>	5	125
<b>K334B-150-PP</b>	6	150
<b>K334B-200-PP</b>	8	200



### Bronze Couplings Coupler Flanged ASA 150

Part Number	Coupling Size (ins)	Coupling Size (mm)
<b>K333LB-015-BR</b>	1/2	15
<b>K333LB-020-BR</b>	3/4	20
<b>K333LB-025-BR</b>	1	25
<b>K333LB-032-BR</b>	1 1/4	32
<b>K333LB-040-BR</b>	1 1/2	40
<b>K333LB-050-BR</b>	2	50
<b>K333LB-065-BR</b>	2 1/2	65
<b>K333LB-080-BR</b>	3	80
<b>K333LB-100-BR</b>	4	100
<b>K333LB-125-BR</b>	5	125
<b>K333LB-150-BR</b>	6	150
<b>K333LB-200-BR</b>	8	200



### Stainless Steel Couplings Dust Cap

Part Number	Coupling Size (ins)	Coupling Size (mm)
<b>K334B-015-SS</b>	1/2	15
<b>K334B-020-SS</b>	3/4	20
<b>K334B-025-SS</b>	1	25
<b>K334B-032-SS</b>	1 1/4	32
<b>K334B-040-SS</b>	1 1/2	40
<b>K334B-050-SS</b>	2	50
<b>K334B-065-SS</b>	2 1/2	65
<b>K334B-080-SS</b>	3	80
<b>K334B-100-SS</b>	4	100
<b>K334B-125-SS</b>	5	125
<b>K334B-150-SS</b>	6	150
<b>K334B-200-SS</b>	8	200



### Polypropylene Couplings Coupler Flanged ASA 150

Part Number	Coupling Size (ins)	Coupling Size (mm)
<b>K333LB-015-PP</b>	1/2	15
<b>K333LB-020-PP</b>	3/4	20
<b>K333LB-025-PP</b>	1	25
<b>K333LB-032-PP</b>	1 1/4	32
<b>K333LB-040-PP</b>	1 1/2	40
<b>K333LB-050-PP</b>	2	50
<b>K333LB-065-PP</b>	2 1/2	65
<b>K333LB-080-PP</b>	3	80
<b>K333LB-100-PP</b>	4	100
<b>K333LB-125-PP</b>	5	125
<b>K333LB-150-PP</b>	6	150
<b>K333LB-200-PP</b>	8	200



### Aluminium Couplings Coupler Flanged ASA 150

Part Number	Coupling Size (ins)	Coupling Size (mm)
<b>K333LB-015-AL</b>	1/2	15
<b>K333LB-020-AL</b>	3/4	20
<b>K333LB-025-AL</b>	1	25
<b>K333LB-032-AL</b>	1 1/4	32
<b>K333LB-040-AL</b>	1 1/2	40
<b>K333LB-050-AL</b>	2	50
<b>K333LB-065-AL</b>	2 1/2	65
<b>K333LB-080-AL</b>	3	80
<b>K333LB-100-AL</b>	4	100
<b>K333LB-125-AL</b>	5	125
<b>K333LB-150-AL</b>	6	150
<b>K333LB-200-AL</b>	8	200



### Stainless Steel Couplings Coupler Flanged ASA 150

Part Number	Coupling Size (ins)	Coupling Size (mm)
<b>K333LB-015-SS</b>	1/2	15
<b>K333LB-020-SS</b>	3/4	20
<b>K333LB-025-SS</b>	1	25
<b>K333LB-032-SS</b>	1 1/4	32
<b>K333LB-040-SS</b>	1 1/2	40
<b>K333LB-050-SS</b>	2	50
<b>K333LB-065-SS</b>	2 1/2	65
<b>K333LB-080-SS</b>	3	80
<b>K333LB-100-SS</b>	4	100
<b>K333LB-125-SS</b>	5	125
<b>K333LB-150-SS</b>	6	150
<b>K333LB-200-SS</b>	8	200



3.  
10

## Aluminium Couplings Adaptor Flanged ASA 150



Part Number	Coupling Size (ins)	Coupling Size (mm)
<b>K333LA-015-AL</b>	1/2	15
<b>K333LA-020-AL</b>	3/4	20
<b>K333LA-025-AL</b>	1	25
<b>K333LA-032-AL</b>	1 1/4	32
<b>K333LA-040-AL</b>	1 1/2	40
<b>K333LA-050-AL</b>	2	50
<b>K333LA-065-AL</b>	2 1/2	65
<b>K333LA-080-AL</b>	3	80
<b>K333LA-100-AL</b>	4	100
<b>K333LA-125-AL</b>	5	125
<b>K333LA-150-AL</b>	6	150
<b>K333LA-200-AL</b>	8	200

## Bronze Couplings Adaptor Flanged ASA 150



Part Number	Coupling Size (ins)	Coupling Size (mm)
<b>K333LA-015-BR</b>	1/2	15
<b>K333LA-020-BR</b>	3/4	20
<b>K333LA-025-BR</b>	1	25
<b>K333LA-032-BR</b>	1 1/4	32
<b>K333LA-040-BR</b>	1 1/2	40
<b>K333LA-050-BR</b>	2	50
<b>K333LA-065-BR</b>	2 1/2	65
<b>K333LA-080-BR</b>	3	80
<b>K333LA-100-BR</b>	4	100
<b>K333LA-125-BR</b>	5	125
<b>K333LA-150-BR</b>	6	150
<b>K333LA-200-BR</b>	8	200

## Polypropylene Couplings Adaptor Flanged ASA 150



Part Number	Coupling Size (ins)	Coupling Size (mm)
<b>K333LA-015-PP</b>	1/2	15
<b>K333LA-020-PP</b>	3/4	20
<b>K333LA-025-PP</b>	1	25
<b>K333LA-032-PP</b>	1 1/4	32
<b>K333LA-040-PP</b>	1 1/2	40
<b>K333LA-050-PP</b>	2	50
<b>K333LA-065-PP</b>	2 1/2	65
<b>K333LA-080-PP</b>	3	80
<b>K333LA-100-PP</b>	4	100
<b>K333LA-125-PP</b>	5	125
<b>K333LA-150-PP</b>	6	150
<b>K333LA-200-PP</b>	8	200

## Stainless Steel Couplings Adaptor Flanged ASA 150



Part Number	Coupling Size (ins)	Coupling Size (mm)
<b>K333LA-015-PP</b>	1/2	15
<b>K333LA-020-PP</b>	3/4	20
<b>K333LA-025-PP</b>	1	25
<b>K333LA-032-PP</b>	1 1/4	32
<b>K333LA-040-PP</b>	1 1/2	40
<b>K333LA-050-PP</b>	2	50
<b>K333LA-065-PP</b>	2 1/2	65
<b>K333LA-080-PP</b>	3	80
<b>K333LA-100-PP</b>	4	100
<b>K333LA-125-PP</b>	5	125
<b>K333LA-150-PP</b>	6	150
<b>K333LA-200-PP</b>	8	200

## Cam and Groove Seals Viton Seal



Part Number	Coupling Size (ins)	Coupling Size (mm)
<b>KVT-015</b>	1/2	15
<b>KVT-020</b>	3/4	20
<b>KVT-025</b>	1	25
<b>KVT-032</b>	1 1/4	32
<b>KVT-040</b>	1 1/2	40
<b>KVT-050</b>	2	50
<b>KVT-065</b>	2 1/2	65
<b>KVT-080</b>	3	80
<b>KVT-100</b>	4	100
<b>KVT-125</b>	5	125
<b>KVT-150</b>	6	150
<b>KVT-200</b>	8	200

## Cam and Groove Seals EPDM Seal



Part Number	Coupling Size (ins)	Coupling Size (mm)
<b>KEM-015</b>	1/2	15
<b>KEM-020</b>	3/4	20
<b>KEM-025</b>	1	25
<b>KEM-032</b>	1 1/4	32
<b>KEM-040</b>	1 1/2	40
<b>KEM-050</b>	2	50
<b>KEM-065</b>	2 1/2	65
<b>KEM-080</b>	3	80
<b>KEM-100</b>	4	100
<b>KEM-125</b>	5	125
<b>KEM-150</b>	6	150
<b>KEM-200</b>	8	200

## Cam and Groove Seals BUNA Seal



Part Number	Coupling Size (ins)	Coupling Size (mm)
<b>KBN-015</b>	1/2	15
<b>KBN-020</b>	3/4	20
<b>KBN-025</b>	1	25
<b>KBN-032</b>	1 1/4	32
<b>KBN-040</b>	1 1/2	40
<b>KBN-050</b>	2	50
<b>KBN-065</b>	2 1/2	65
<b>KBN-080</b>	3	80
<b>KBN-100</b>	4	100
<b>KBN-125</b>	5	125
<b>KBN-150</b>	6	150
<b>KBN-200</b>	8	200

## Cam and Groove Seals PTFE Seal



Part Number	Coupling Size (ins)	Coupling Size (mm)
<b>KPF-015</b>	1/2	15
<b>KPF-020</b>	3/4	20
<b>KPF-025</b>	1	25
<b>KPF-032</b>	1 1/4	32
<b>KPF-040</b>	1 1/2	40
<b>KPF-050</b>	2	50
<b>KPF-065</b>	2 1/2	65
<b>KPF-080</b>	3	80
<b>KPF-100</b>	4	100
<b>KPF-125</b>	5	125
<b>KPF-150</b>	6	150
<b>KPF-200</b>	8	200